


THERMOBILE

PORTABLE SPLIT WATER COOLED AIR CONDITIONER
COOLMOBILE 220 AVEC SPLIT



SPARE PART PRICE LIST



OUTDOOR UNIT PICT 01

Code	Pos.	Description	Code	Pos.	Description
ACS07.047	01-1	Metal Front grille Panel (Air outlet)	ACS07.038	01-9	Air drainage valve
			ACS07.028	01-10	Water connector (female)
ACS07.054	01-3	Metal Back Panel (Air Inlet)	ACS07.050	01-11	Rotating Connector fitting
ACS07.055	01-4	Side Panels (right and left)	ACS07.007	01-12	Condensed draining water connector
ACS01.157	01-5	Handle	ACS07.029	01-13	Plug 3 pin for panel
ACS07.150	01-6	Suspending fitting 2 pcs	ACS07.152	01-14	Condenser (coil)
ACS07.030	01-7	Motor Fan with grille	ACS07.151		Out door unit propylene glycol
ACS07.051	01-8	Foot	ACS07.036		Out door unit ethylene glycol
			ACS07.190		Out door unit propylene glycol FRAL LOGO




FRONT PANEL R407C PICT 02



FRONT PANEL R407C AND R410A 2014 VERSION PICT 03

Code	Pos.	Description	Code	Pos.	Description
ACS07.009	02-1	Main Switch	ACS07.009	03-1	Main Switch
ACS07.031	02-2	Green Light	ACS07.031	03-2	Green Light
ACS07.010	02-3	Fan rotor switch with knob	ACS07.010	03-3	Fan rotor switch with knob
ACS07.011	02-4	Thermostat with knob	ACS07.011	03-4	Thermostat with knob
ACS07.032	02-5	Red Light	ACS07.153	03-6	Label of Control Panel for electronic PCB
ACS07.098	02-6	Label of Control Panel	ACS05.065	03-7	PLC Display



INSIDE BACK UPPER VIEW PICT 04-04.1




04

04.1

Code	Pos.	Description	Code	Pos.	Description
ACS07.043	04-1	Complete Centrifugal motor fan of the Indoor Unit	ACS07.007	04-9	Connector for condensed water drainage
ACS07.049	04-2	Right (from the front sight) side panel RAL 9006 BUCC.	ACS07.027	04-10	Water male connector
ACS07.048	04-3	Left (from the front sight) side Panel RAL 9006 BUCC.	ACS07.012	04-11	Cap of the Water reservoir
ACS07.169	04-4	Rear panel connector holder	ACS02.043	04-12	Low pressure switch (automatic reset) R407C – R410A
ACS07.052	04-5	Evaporator coil with refrigerant distributor	ACS02.015	04-13	High pressure switch (manual reset) R407C
ACS07.154	04-6	Condensed water tray (of the evaporator)	ACS07.157	04-13.1	High pressure switch (manual reset) R410A
ACS07.026	04-7	Special socket (female)	ACS07.158	04-14	Air drainage small plastic pipe with metal belt
ACS07.155	04-8	Power Supply Cable with UK PLUG	ACS07.045	04.1-15	Flying socket connector (female)
ACS07.156	04-8.1	Power Supply Cable with SCHUKO PLUG	ACS07.266	04.1-16	Rear panel flying connector RAL 9006 BUCC.


1 2 3 4 5 10 6 7





ELECTRIC PANEL R407C PICT 05


9



ELECTRIC PANEL R407C AND R410A 2014 VERSION PICT 06


9

Code	Pos.	Description	Code	Pos.	Description
ACS07.159	05-1	Earth terminal board	ACS07.159	06-1	Earth terminal board
ACS07.033	05-2	Main switch with fuses (13A)	ACS07.033	06-2	Main switch with fuses (13A)
ACS07.006	05-3	Contactor of Compressor 7,5kW	ACS07.006	06-3	Contactor of Compressor 7,5kW
ACS07.035	05-4	Delay Timers	ACS07.160	06-6	Terminal board grey color
ACS02.042	05-5	Relay with support	ACS02.002	06-7	Defrost Thermostat K50
ACS07.160	05-6	Terminal board grey color	ACS07.162	06-8	PCB only for serial number until s.n.2915
ACS07.042	05-7	Defrost Thermostat	ACS07.222	06-8.1	PCB only for serial number from s.n.2916
ACS07.163	05-9	Metal case of Electric panel	ACS07.163	06-9	Metal case of Electric panel
ACS07.161	05-10	Terminal board blue color	ACS07.161	06-10	Terminal board blue color



INSIDE BACK LOWER VIEW R407C VERSION PICT 07

Code	Pos.	Description	Code	Pos.	Description
ACS07.164	07-1	First floor horizontal Panel	ACS07.034	07-9	Water reservoir
ACS07.044	07-2.1	Capacitor of compressor R407C	ACS07.039	07-10	Reservoir bracket
ACS07.037	07-2	Compressor R407C	ACS07.038	07-11	Shraeder valve
ACS02.013	07-3	Refrigerant filter	ACS07.025	07-12	¾" water filter
ACS02.011	07-4	Thermostatic Valve R407C	ACS07.142	07-14	Iron clamp 4 pcs
ACS07.089	07-5	Check valve	ACS07.005	07-15	Circulating pump not available
ACS07.088	07-6	Coil of solenoid valve	ACS07.014	07-17	Condensed water pump not available new pos.(09-17)
ACS07.086	07-7	Body of solenoid valve	ACS07.165	07-18	Metal compressor and pump support
ACS07.059	07-8	Plate Condenser R407C – R410A	ACS07.056	07-19	Metal bottom



INSIDE BACK LOWER VIEW R407C AND R410A 2014 VERSION PICT 08

Code	Pos.	Description	Code	Pos.	Description
ACS07.164	08-1	First floor horizontal Panel	ACS07.038	08-11	Shraeder valve
ACS07.149	08-2	Compressor R410A	ACS07.025	08-12	¾" water filter
ACS02.013	08-3	Refrigerant filter R407C - R410A	ACS07.142	08-14	Iron clamp (4 pcs)
ACS02.011	08-4	Thermostatic Valve R407C	ACS07.104	08-15	Circulating pump
ACS07.170	08-4.1	Thermostatic Valve R410A	ACS07.165	08-18	Metal support for compressor and pump
ACS07.089	08-5	Check valve	ACS07.056	08-19	Metal bottom
ACS07.059	08-8	Plate Condenser R410A	ACS07.167	08-20	Pump Support for new pump
ACS07.034	08-9	Water reservoir	ACS07.168	08-21	Capacitor of compressor R410A
ACS07.039	08-10	Reservoir bracket			



INSIDE FRONT LOWER VIEW R407C AND R410A 2014 VERSION **PICT 09**

Code	Pos.	Description	Code	Pos.	Description
ACS07.088	09-6	Coil of solenoid valve	ACS07.057	09-16	Condensed water pump metal top
ACS07.086	09-7	Body of solenoid valve	ACS07.166	09-17	Condensed water pump with tank



ELECTRIC PANEL PICT 10

Code	Pos.	Description	Code	Pos.	Description
ACS07.016	10-1	Electric panel metal cover	ACS07.020	10-6	Alluminium Supply grille
ACS07.017	10-2	Rear Metal cover of motorfan vane	ACS07.021	10-7	Front Cover
ACS07.040	10-3	Rear Metalcover of compressor vane	ACS07.041	10-8	Magnetic filter holder (inside the grille)(4 PCS)
ACS07.015	10-4	Pivoting wheel Ø 80	ACS07.022	10-9	Front Suction Grille
ACS07.019	10-5	Plastic handle Recessed	ACS07.023	10-10	Air filter (inside the grille)
ACS07.132	10-5	Metal Handle	ACS07.024	10-11	Front metal cover of compressor vane